



Gargarita curioasa

## Ziua 8: Frunze de toamna



\*Fise de lucru \*Crafturi \*Dezvoltare vocabular  
\*Exercitii grafice \*Surpriza zilei

# GRĂDINIȚA DE ACASĂ

-5 activități noi in fiecare zi-



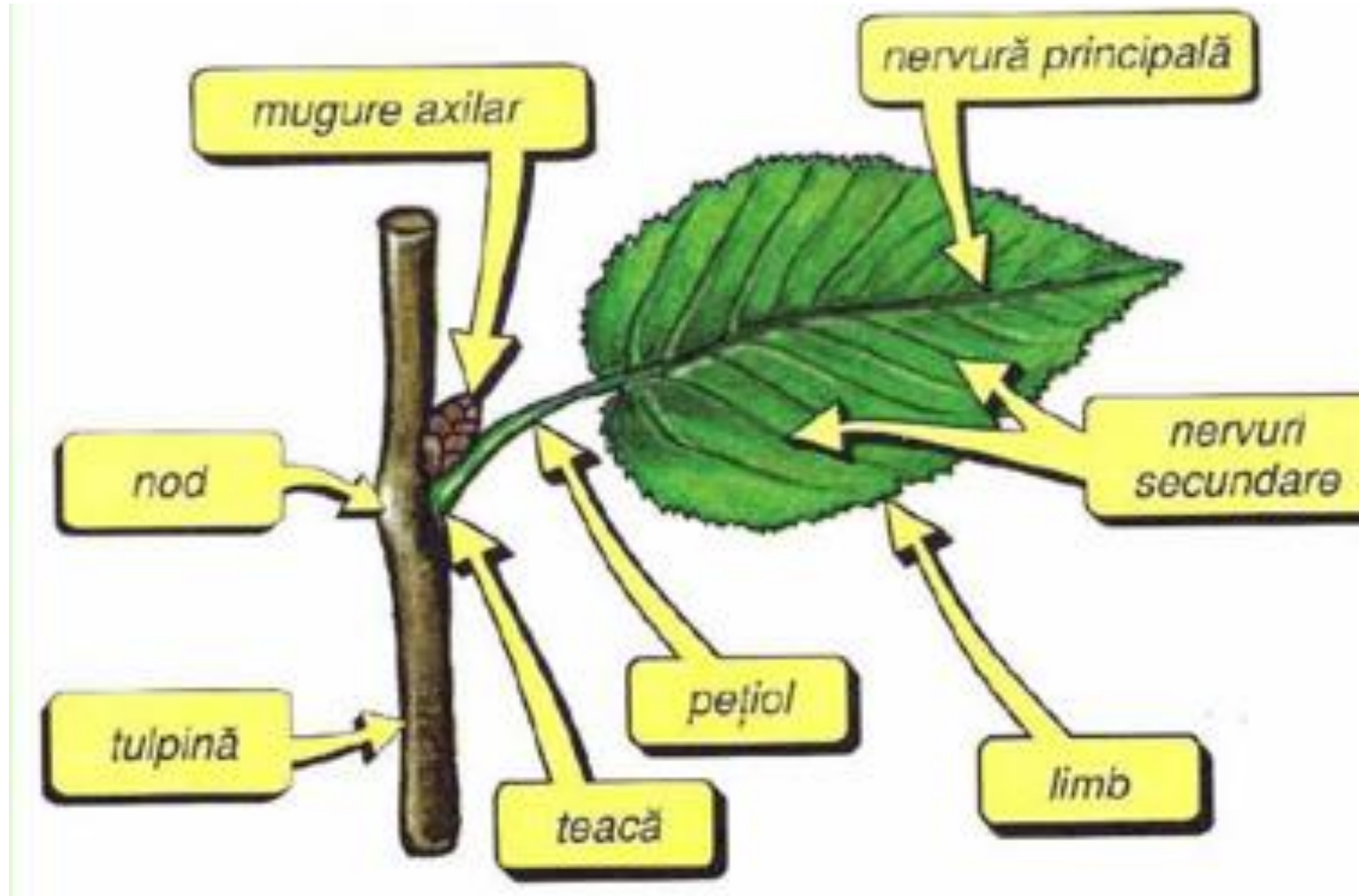
GARGARITA CURIOASA  
Activitati pentru copii si parinti

By Gărgărița Curioasă

# Frunze de toamna



Gargarita curioasa





# Frunze de toamna

## Puzzle cu frunze

Aveti nevoie de: un carton, o carioaca, frunze de diverse culori, forme si marimi, castane si con de brad



# Frunze de toamna - Crafturi



Gargarita curioasa





Cate Frunze au cazut din copac?



Gargarita curioasa

The image shows a large, leafless tree on the left. To its right, six orange autumn leaves are scattered. On the far right, there are three vertically stacked boxes, each containing a red number: 6, 5, and 1.

Cate Frunze au cazut din copac?



*Gargarita curioasa*

6

5

4



Cate Frunze au cazut din copac?

5

7

2

Cate Frunze au cazut din copac?



Gargarita curioasa

3

5

1





Cate Frunze au cazut din copac?

8

2

1

Cate Frunze au cazut din copac?



*Gargarita curioasa*

The image shows a tree with a thick, textured trunk and several bare, gnarled branches. Three yellow leaves are shown falling from the tree, positioned to the right of the trunk. To the right of the tree, there is a vertical column of three rectangular boxes, each containing a red number. The top box contains the number 2, the middle box contains the number 3, and the bottom box contains the number 1.



Cate Frunze au cazut din copac?

7

4

1





Cate Frunze au cazut din copac?

5

3

4

# Exersam motricitatea cu ajutorul frunzelor



Gargarita curioasa

The image shows three rows of tracing exercises within a red border. Each row starts with a leaf on the left and a pile of leaves on the right. The first row features a brown leaf and a zigzag dashed line. The second row features a yellow leaf and a dashed line that ends in an arrowhead. The third row features a red leaf and a series of four parallel dashed lines followed by a dashed line ending in an arrowhead.

# Exersam motricitatea cu ajutorul frunzelor



*Gargarita curioasa*





# Exersam motricitatea cu ajutorul frunzelor



Gargarita curioasa

The image displays three rows of motor skill exercises within a red-bordered frame. Each row consists of three elements: a pile of autumn leaves on the left, a dashed line shape in the center with a green arrow indicating direction, and a single red maple leaf on the right. The shapes are an oval, a rectangle, and a house-like shape.

# Exersam motricitatea cu ajutorul frunzelor




*Gargarita curioasa*



# Exersam motricitatea cu ajutorul frunzelor



*Gargarita curioasa*





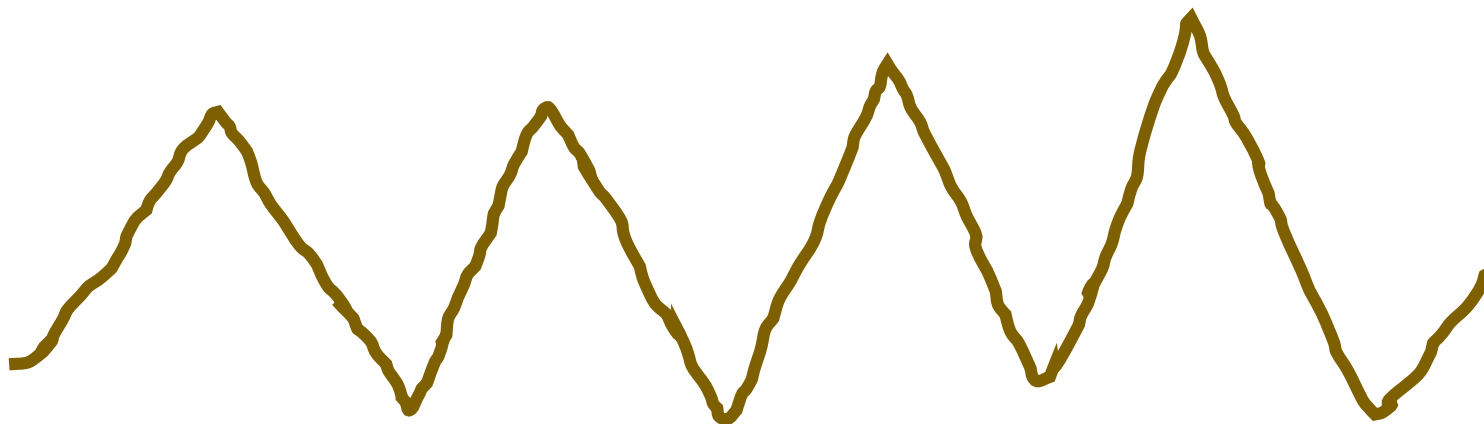



# Exersam motricitatea cu ajutorul frunzelor



Gargarita curioasa

A large red-bordered box containing three rows of tracing exercises. Each row features a single leaf on the left and a pile of leaves on the right. The top row has a black wavy line starting from the leaf and ending at the pile with an arrowhead pointing right. The middle row has an orange wavy line starting from the pile and ending at the leaf with an arrowhead pointing left. The bottom row has a yellow wavy line starting from the leaf and ending at the pile with an arrowhead pointing right.




# Exersam motricitatea cu ajutorul frunzelor





Gargarita curioasa

The image is a large red-bordered box containing a tracing exercise. On the left side, there is a small illustration of a woman in a purple shirt and blue pants sweeping leaves with a broom in front of a house. A red line starts from the broom and zig-zags across the page. In the center, a yellow line forms a complex path with loops and sharp turns. On the right side, there is a pile of colorful autumn leaves (red, orange, yellow, and brown). Several black arrows point towards the pile of leaves from the yellow path and the red zig-zag line.










Haideti sa numaram si sa asociem cantitatea cu cifrele



*Gargarita curioasa*

A large red-bordered box containing three rows of leaves and three corresponding number boxes on the right. The top row has 3 large orange maple leaves, the middle row has 6 smaller reddish-brown leaves, and the bottom row has 4 large reddish-brown maple leaves. To the right of each row is a white box with a green border containing a red number: 4, 3, and 6 respectively.

|   |   |
|---|---|
|   | 4 |
|   | 3 |
|  | 6 |

Haideti sa numaram si sa asociem cantitatea cu cifrele



Gargarita curioasa



7



3



5



Haideti sa numaram si sa asociem cantitatea cu cifrele



Gargarita curioasa



6



2



4

Haideti sa numaram si sa asociem cantitatea cu cifrele



*Gargarita curioasa*

A large red-bordered box containing a counting exercise. It features three rows of leaves and three corresponding boxes with numbers. The top row has four dark red maple leaves. The middle row has one orange and yellow maple leaf. The bottom row has three yellow maple leaves. To the right of the leaves are three vertically stacked boxes, each containing a red number: 1, 3, and 4. The boxes are outlined in green.

1

3

4

Haideti sa numaram si sa asociem cantitatea cu cifrele



Gargarita curioasa

5

2

7



Haideti sa numaram si sa asociem cantitatea cu cifrele

5

8

4



Haideti sa numaram si sa asociem cantitatea cu cifrele



*Gargarita curioasa*

A large red-bordered box containing a counting exercise. It features three rows of leaves on the left and three corresponding number boxes on the right. The top row has three brown leaves, the middle row has two yellow leaves, and the bottom row has four green and yellow leaves. The numbers 2, 4, and 3 are displayed in red inside green-bordered boxes, corresponding to the rows of leaves.

2

4

3

Haideti sa numaram si sa asociem cantitatea cu cifrele



Gargarita curioasa

3




4

9

Haideti sa numaram si sa asociem cantitatea cu cifrele



Gargarita curioasa

|   |   |
|---|---|
|   | 4 |
|   | 6 |
|  | 2 |

Haideti sa numaram si sa asociem cantitatea cu cifrele



Gargarita curioasa

2

5

1



# Continua sirul logic



Gargarita curioasa

A logic puzzle grid containing autumn leaves. The grid is 3 rows by 4 columns. The leaves are arranged as follows:

- Row 1: Large orange maple leaf, large orange maple leaf, small green-to-red leaf, large orange maple leaf.
- Row 2: Small green-to-red leaf, small green-to-red leaf, small green-to-red leaf, five-lobed red maple leaf, small green-to-red leaf, small green-to-red leaf.
- Row 3: Five-lobed red maple leaf, five-lobed red maple leaf, large orange maple leaf, five-lobed red maple leaf.

On the right side of the grid, there are three empty rectangular boxes, one in each row, for the continuation of the sequence.



# Continua sirul logic



Gargarita curioasa


|  |  |
|--|--|
|  |  |
|  |  |
|  |  |



# Desene cu Frunze





*Gargarita curioasa*



# Desene cu Frunze



*Gargarita curioasa*





# Frunze de toamna





Gargarita curioasa



# Frunze de toamna



curioasa




# Frunze de toamna

Colora come indicato dagli esempi



Gargarita curioasa





Gargarita curioasa

**Va asteptam si maine!**

\*Fise de lucru \*Crafturi \*Dezvoltare vocabular  
\*Exercitii grafice \*Surpriza zilei

# GRĂDINIȚA DE ACASĂ

-5 activități noi in fiecare zi-



GARGARITA CURIOASA  
Activitati pentru copii si parinti

*By Gărgărița Curioasă*