

# #24 de ACTIVITATI



Gargarita curioasa  
-Activitati pentru copii si parinti-



24 de ACTIVITATI cu chef de joaca pentru Calendarul de Advent

# #ADVENT



# 1. Haine de iarna – invatam despre hainele calduroase de iarna



Geaca/  
Jacket



Pulover/  
Sweater



Pantaloni/  
Trousers



Ghete/  
Boots



Caciula/  
Cap



Sosete/  
Socks



Fular/  
Scarf



Manusi/  
Gloves

Imbraca-ma te rog







*\*obiectele vestimentare se decupeaza de către parinti*



## 2. Sporturi si jocuri de iarna

### SKI



### PATINAJ PE GHEATA



# LA SKI





# LA SANIUS



# Asociază sportul cu echipamentul











*\*se decupeaza de la 6  
Si apoi se pun de catre copii in chenarul cu sportul corespondent*



### 3. Asociaza culorile







*\*se decupeaza si se insereaza in cizmulita corespunzatoare fiecarei culori*

#### 4. Sosetele pentru Mos Nicolae: decupeaza si lipeste pe soseta

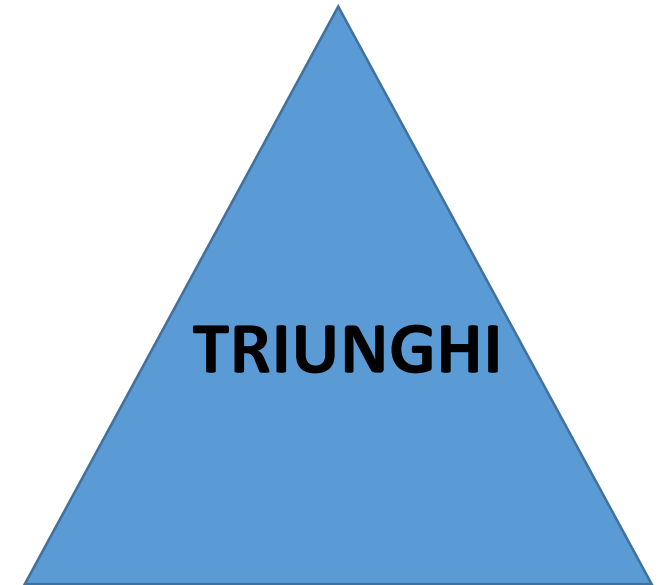






#### 4. Sosetele pentru Mos Nicolae







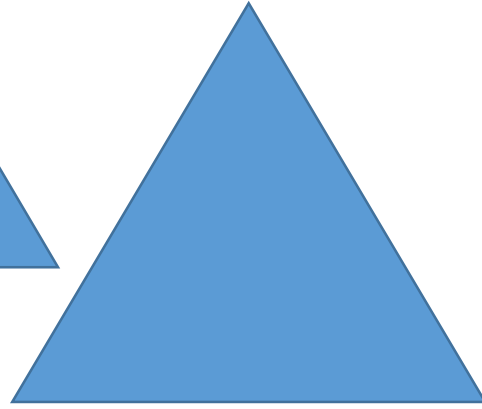




## 5. Forme geometrice: decupeaza, lipeste si ai omul de zapada din forme geometrice





# Omul de zapada din forme geometrice



*\*se decupeaza de catre parinti*



## 6. Rezolva puzzle-uri







## 7. Rezolva puzzle-uri





## 8. Peisaje de zapada






Avem nevoie de:

1. Pagina de fundal printata
2. Bradutii si casutele decupate
3. Pentru fulgii de zapada se pot folosi: acuarele, pasta corectoare sau pasta de dinti














*\*se decupeaza si se formeaza bradutii care se vor lipi pe fundalul peisajului<sup>22</sup>*


## 9. Hai sa cunoastem renul mai bine



2		2 coarne
2		2 urechi
2		2 ochi
1		1 nas
1		1 gura



..Acum...hai sa faci propriul tau ren



10. Decoreaza-ti proprii tai omuleti de turta dulce







# Iata cateva exemple



## Omuletii tai cum vor arata?



*\*se decupeaza de catre parinti  
Omuletii se pot colora si decora cu palstelina sau alte accesorii*

## 11. Peisaje de iarna cu dischete demachiante



Avem nevoie de:

1. Pagina de fundal printat
2. Casutele, copacii si accesoriile omului de zapada, decupate
3. Dischete demachiante


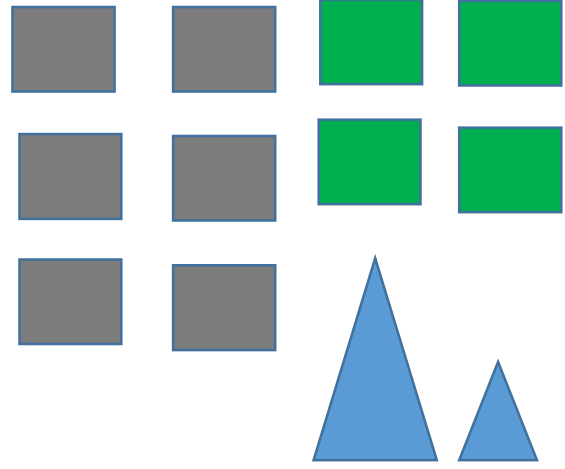















## 12. Felicitari pentru cei dragi













### 13. Vrei sa fii un elf?









*\*se printeaza o poza a copilului si se lipeste pe poza elfului*

## 14. Confectioneaza-ti propriul pinguin








*\*se decupeaza de catre parinti*

## 15. Picteaza cu degetelele





Picteaza cu degetelele




## 16. Pune in sac cadourile dupa culoare





# Pune in sac cadourile dupa culoare






*\*se decupeaza de catre parinti*



## 18. Decoreaza Bradul



## 18. Decupeaza si lipeste pe brad





19. Pictura cu manutele



## 20. Picteaza cu betisoarele de urechi





## 21. Pregateste etichete pentru cadouri



## 22. Ampretele mainilor in familie






## 23. Craciunul cu Minnie si Mickey



*Gargarita curioasa*

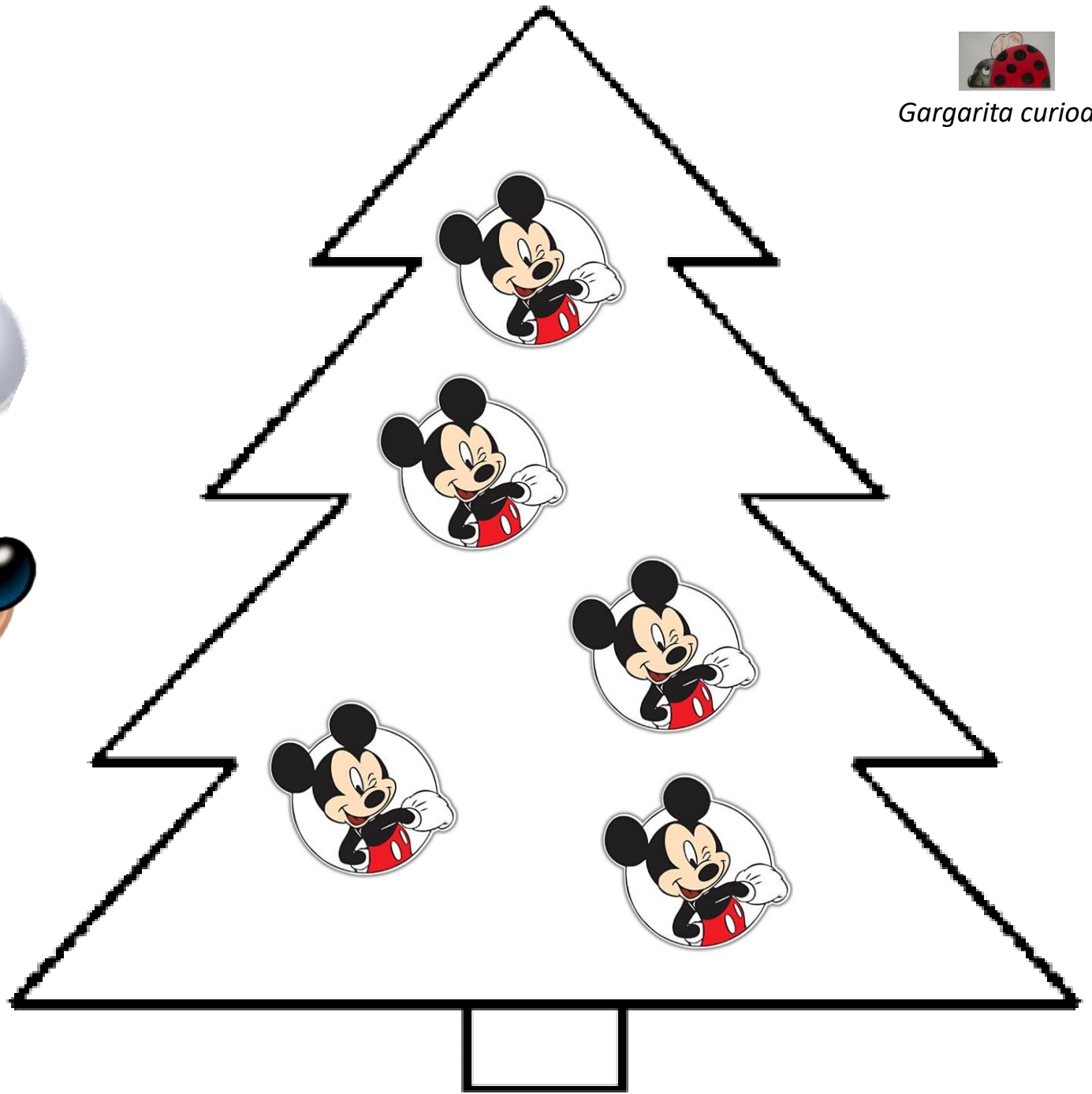









Gargarita curioasa





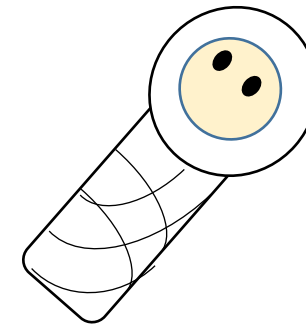

## 24. Scena nasterii Domnului



Avem nevoie de: Formele decupate si lipici











# Va dorim Sarbatori de poveste!



**Gargarita curioasa**  
*-Activitati pentru copii si parinti-*