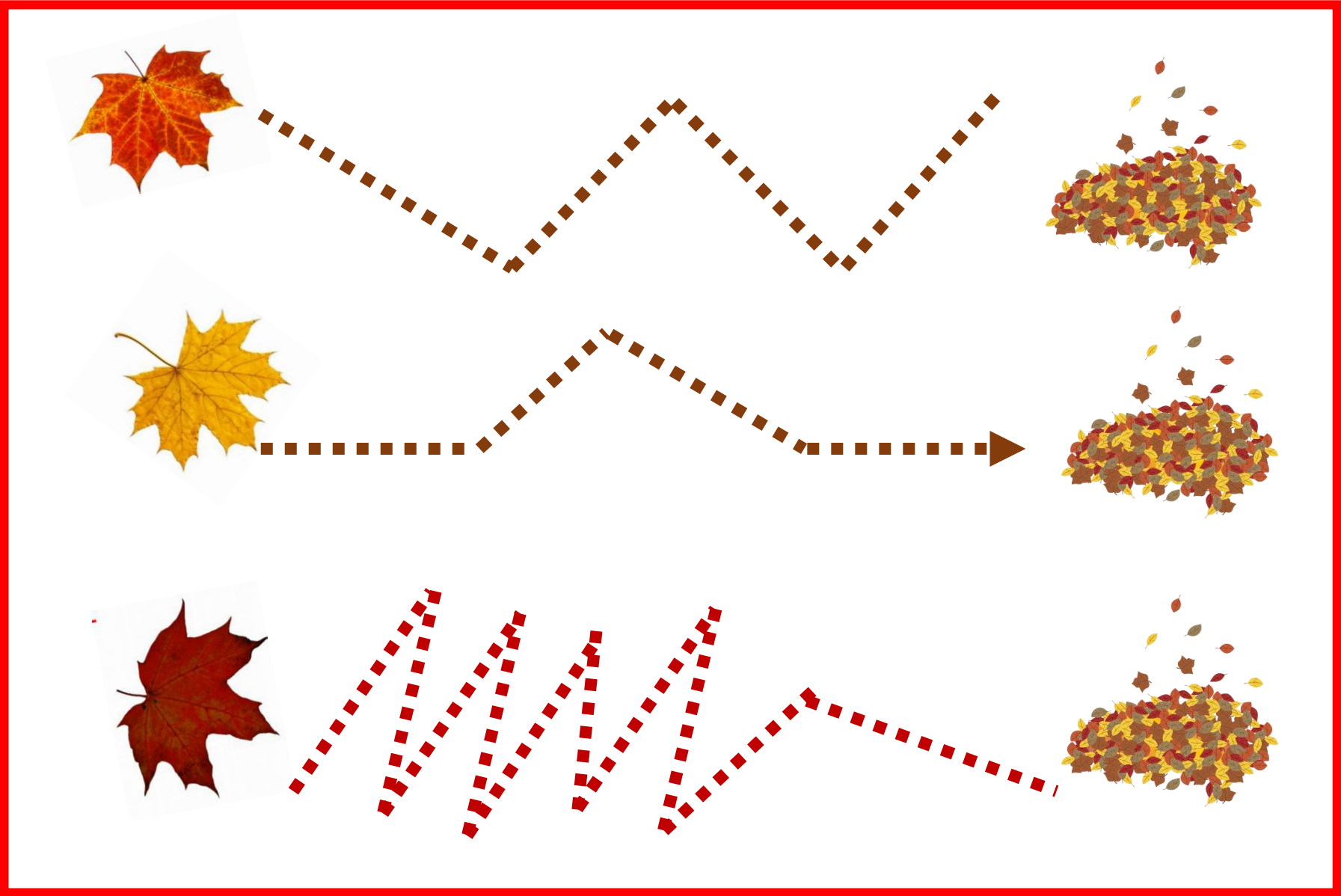


Exersam motricitatea cu ajutorul frunzelor



Gargarita curioasa



The image shows three rows of tracing exercises within a red border. Each row starts with a leaf on the left and ends with a pile of leaves on the right. The first row features a brown leaf and a zigzag dashed line. The second row features a yellow leaf and a dashed line that ends in an arrowhead. The third row features a red leaf and a series of parallel dashed lines.

Exersam motricitatea cu ajutorul frunzelor












Gargarita curioasa



Exersam motricitatea cu ajutorul frunzelor



Gargarita curioasa

Exersam motricitatea cu ajutorul frunzelor




Gargarita curioasa



Exersam motricitatea cu ajutorul frunzelor



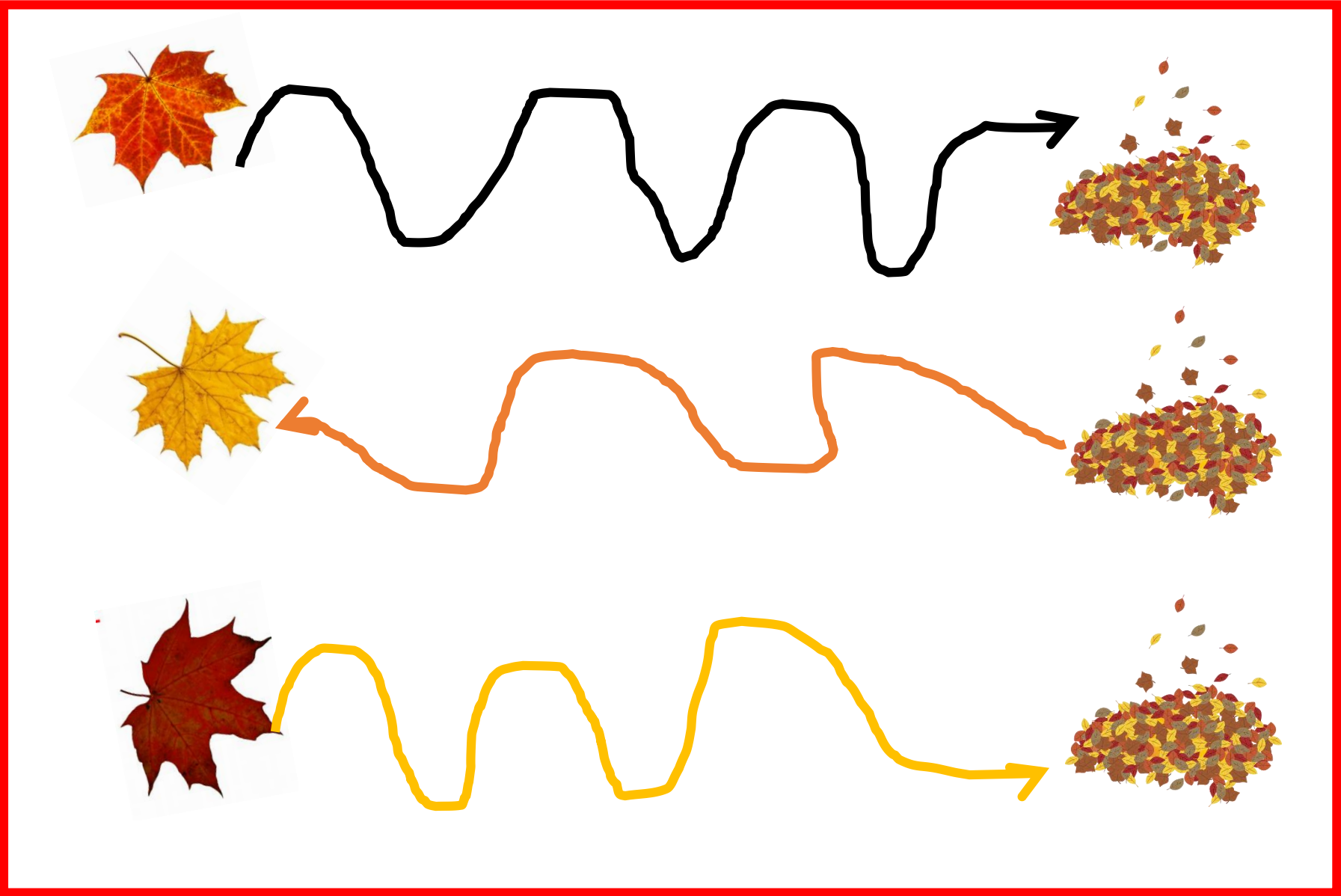
Gargarita curioasa







Exersam motricitatea cu ajutorul frunzelor



Gargarita curioasa





Exersam motricitatea cu ajutorul frunzelor



Gargarita curioasa

The image is a large red-bordered box containing a tracing exercise. On the left side, there is a small illustration of a woman in a purple shirt and blue pants sweeping leaves with a broom in front of a house. A red line starts from the broom and zig-zags across the page. In the center, a yellow line forms a complex path with loops and sharp turns. On the right side, there is a pile of colorful autumn leaves (red, orange, yellow, and brown). Several black arrows point towards the pile of leaves from the yellow path and the red zig-zag line.

