




Haideti sa numaram si sa asociem cantitatea cu cifrele



Gargarita curioasa

A large red-bordered box containing three rows of leaves and three corresponding number boxes on the right. The top row has 3 large orange-brown maple leaves, with a box containing the number 4. The middle row has 6 smaller reddish-brown leaves, with a box containing the number 3. The bottom row has 4 reddish-brown maple leaves, with a box containing the number 6.

	4
	3
	6

Haideti sa numaram si sa asociem cantitatea cu cifrele



Gargarita curioasa



7



3



5

Haideti sa numaram si sa asociem cantitatea cu cifrele




Gargarita curioasa



6



2



4

Haideti sa numaram si sa asociem cantitatea cu cifrele



Gargarita curioasa

1

3

4

Haideti sa numaram si sa asociem cantitatea cu cifrele



Gargarita curioasa

5

2

7



Haideti sa numaram si sa asociem cantitatea cu cifrele

5

8

4

Haideti sa numaram si sa asociem cantitatea cu cifrele



Gargarita curioasa

A large red-bordered box containing a counting exercise. It features three rows of leaves on the left and three corresponding boxes with numbers on the right. The top row has three brown leaves, the middle row has two yellow leaves, and the bottom row has four green and yellow leaves. The numbers 2, 4, and 3 are displayed in red inside green-bordered boxes, corresponding to the counts of leaves in each row.

2

4

3



Haideti sa numaram si sa asociem cantitatea cu cifrele

3

4

9

Haideti sa numaram si sa asociem cantitatea cu cifrele



Gargarita curioasa

4

6

2

Haideti sa numaram si sa asociem cantitatea cu cifrele



Gargarita curioasa



2

5

1