




Haideti sa numaram si sa asociem cantitatea cu cifrele



*Gargarita curioasa*

	<b>1</b>
	<b>6</b>
	<b>4</b>

Haideti sa numaram si sa asociem cantitatea cu cifrele



Gargarita curioasa

3 oranges

7 carrots

3 butterflies

7

4

3

Haideti sa numaram si sa asociem cantitatea cu cifrele



Gargarita curioasa

The image shows a counting exercise within a yellow border. It consists of three rows of objects and a column of numbers to the right. The first row has four smiling suns. The second row has five smiling lemons. The third row has two yellow flowers. To the right, there are three vertically stacked yellow boxes containing the numbers 5, 2, and 4. A red arrow points from the group of four suns to the number 4.

Haideti sa numaram si sa asociem cantitatea cu cifrele



Gargarita curioasa

3




9

6

Haideti sa numaram si sa asociem cantitatea cu cifrele




Gargarita curioasa

	3
	2
	4

Haideti sa numaram si sa asociem cantitatea cu cifrele



*Gargarita curioasa*

		5
		1
		4