


# Invatam sa numaram cu ajutorul vietuitoarelor



Gargarita curioasa

1



# Invatam sa numaram cu ajutorul vietuitoarelor



Gargarita curioasa

2






# Invatam sa numaram cu ajutorul vietuitoarelor



Gargarita curioasa

3





# Invatam sa numaram cu ajutorul vietuitoarelor



Gargarita curioasa

4




# Invatam sa numaram cu ajutorul vietuitoarelor



Gargarita curioasa

5




# Invatam sa numaram cu ajutorul vietuitoarelor



Gargarita curioasa

6



# Invatam sa numaram cu ajutorul vietuitoarelor





Gargarita curioasa

A large, bold, pink number '7' is positioned on the left side of a green-bordered rectangular area. To the right of the number, there are seven line-art drawings of horses, arranged in two rows: three in the top row and four in the bottom row. Each horse is depicted in a simple, cartoonish style, facing left, and is intended for counting practice.

# Invatam sa numaram cu ajutorul vietuitoarelor



Gargarita curioasa





# Invatam sa numaram cu ajutorul vietuitoarelor



Gargarita curioasa

A large green number 9 is positioned on the left side of a green-bordered box. To its right, there are 13 cartoon monkeys in a line, arranged in two rows: the top row has 4 monkeys and the bottom row has 4 monkeys, with a single monkey positioned to the right of the bottom row. All monkeys are in a running or jumping pose.



# Invatam sa numaram cu ajutorul vietuitoarelor

10

