



Invatam sa numaram: continua sa numeri merele



Gargarita curioasa



Invatam sa numaram: cate baloane au copiii?



Gargarita curioasa




Invatam sa numaram: cate obiecte sunt in imagine



Gargarita curioasa



4	3	2
---	---	---



2	5	1
---	---	---



4	1	5
---	---	---



6	1	2
---	---	---



Invatam sa numaram: cate inghetate mananca Ana?



Invatam sa numaram: ajuta veverita sa ajunga la ghinde
si numara pietrele



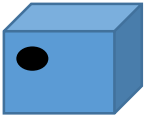





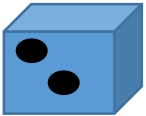





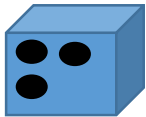











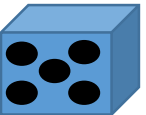





Gargarita curioasa

A path of stepping stones is shown, starting from a squirrel on the left and ending with three acorns on the right. The stones are numbered 1, 4, 6, and 9. There are also several unnumbered stones along the path. The path is enclosed in a green border.

Invatam sa numaram: coloreaza cate puncta sunt pe zar



Gargarita curioasa



Invatam sa numaram: ajuta pestisorul sa ajunga in ocean si numara stropii de apa



Gargarita curioasa

A large green-bordered area containing a fish on the left and a path of water droplets leading to an ocean scene on the right. The droplets are numbered 2, 5, 7, and 9.